

INSIGHTS NEWSLETTER

Market Data: 22 Jan 2026 Closed

2026 Jan, 23

Bi-Weekly Summary Based On The Past Week's Data

US Market Summary

Factors affecting the stock market
(Positive, Neutral, Negative)

High Impact News & Upcoming Earnings
(Upcoming 2 weeks)

Asset Rotation

Sector Rotation

Stocks Relative Strength - Watchlist 1 & 2

Index Performance – SPY & QQQ

USD against other Currencies

Inflation Status

US Bonds

Feds Fund Rates

Major Central Bank's Balance Sheet

Major Central Bank Interest Rates

US MARKET SUMMARY

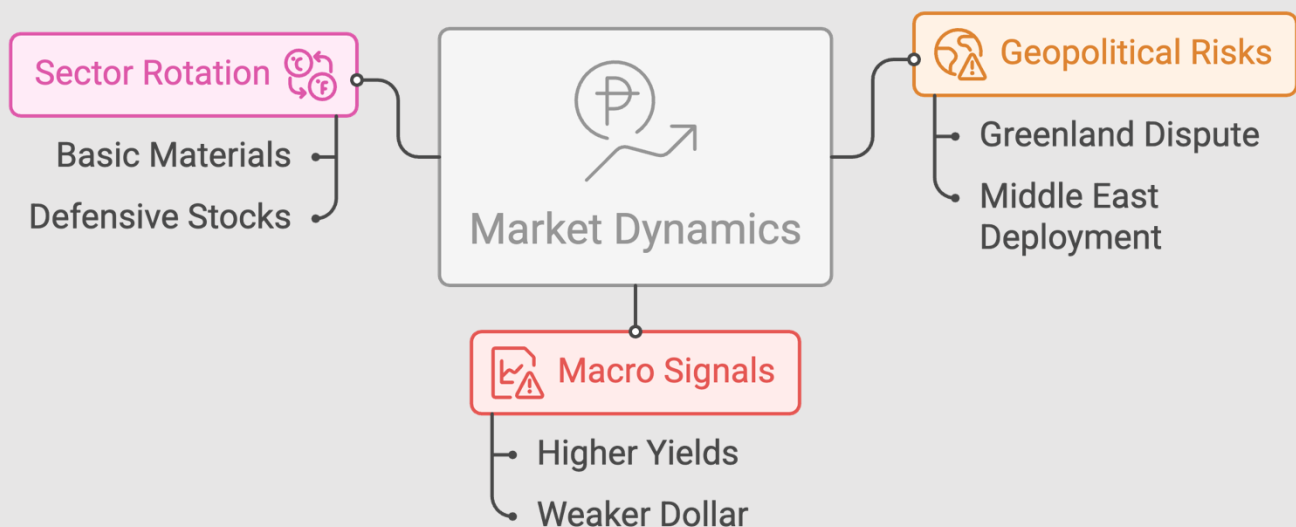
Disclaimer:

Please do your own due diligence for your investment / trading decision.
Beyond Insights is not liable for any profit / loss incurred from this service.

Main Themes: Rotation to Defensive Sectors, Bond Yield Spikes, Weak Dollar | Greenland Crisis causes Market Volatility

Market Assessment: Volatility has resurfaced. Markets reacted swiftly to President Trump's tariff threats regarding the Greenland dispute, causing bond yields to spike and the Dollar to weaken. Although the situation eased after US proposed a deal framework and ruled out military force, the geopolitical environment remains fragile.

Geopolitical Risks remain high, underscored by the continued deployment of US military assets to the Middle East. This backdrop is fueling a sustained bid for safe-haven assets, keeping Gold (**GLD**) and Silver (**SLV**) in a bullish trend and the Defense Industry (**SHLD**).



View- **CAUTIOUS**

Macro Implications: Bond yield spike may signal some selling in US treasuries due to the Greenland Tension, which could lead to higher borrowing cost or more funds to stay in Fixed Income Instruments, which is typically not good for the stock market.

Sector Rotation: We observed funds rotation into two key areas:

Basic Materials: Strength in Gold (**GLD**), Silver (**SLV**), Copper (**CPER**), Steel (**SLX**), and Rare Earths (**REMX**).

Defensive Sectors: Inflows into Consumer Staples (**XLP**), Biotech (**IBB**), and Healthcare (**XLV**) as instability hedges.

US MARKET SUMMARY

Disclaimer:

Please do your own due diligence for your investment / trading decision.
Beyond Insights is not liable for any profit / loss incurred from this service.

1. The Greenland Crisis & The Framework Deal

- Denmark open to 'Golden Dome' talks after Trump touts framework Greenland deal
- What we know about Trump's 'framework of future deal' over Greenland
- **The Breakthrough:** At the World Economic Forum in Davos, President Trump announced a "framework of a future deal" with NATO and Denmark. In exchange for lifting the threatened 10% tariffs on EU nations, the U.S. secures a strategic foothold in the Arctic.
 - **"Golden Dome" Integration (Confirmed):** The primary component of this framework is the integration of Greenland into the U.S. "Golden Dome" missile defense shield.
 - This closes the "Polar Gap," ensuring the U.S. can intercept hypersonic threats from peer competitors.
 - This move mandates immediate and massive infrastructure spending to establish radar systems, interceptor sites, and deep-water ports in the Arctic region.
 - **Strategic Mineral Rights (In Negotiations):** President Trump stated the deal includes U.S. rights to Greenland's critical minerals (Rare Earths/Uranium).
 - While the U.S. views this as settled, Danish and Greenlandic officials have publicly stated that sovereignty and mineral rights were not part of the NATO negotiations and remain under local control.
- **Our View:** We are Bullish for Defense & Aerospace Contractors and US Critical Mineral Miners. As well as for **GLD, SLV** due to the Geopolitical Tension.
 - Companies that may potentially benefit from the "Golden Dome" project.
 - Interceptor: **RTX, LMT, NOC, BA, LHX**
 - Space Layer: ***RKL**
 - Tech & Materials: **ATI, AMD, MCHP**
 - Defense ETFs: **SHLD**
 - Related Minerals ETFs: **REMX, URA**
 - Rare Earth Miners: ***MP, *CRML**

(* : Emerging stock)

US MARKET SUMMARY

Disclaimer:

Please do your own due diligence for your investment / trading decision.
Beyond Insights is not liable for any profit / loss incurred from this service.

2. Military Buildup in the Middle East

- Trump says US still 'watching Iran' as 'massive' fleet heads to Gulf region
 - US Carrier Strike Group heading to the Middle East.
- **Our View:** The Iran situation could escalate anytime, Defense-related stocks and precious metals such as **GLD** and **SLV** are likely to continue its bullish trend.

3. Other headlines

- What the U.S.-Taiwan deal means for the island's 'silicon shield'
 - Taiwan committed to \$250 billion in direct investments to expand chip, energy, artificial intelligence, and technology production capacity in the United States, plus an additional \$250 billion in government-backed credit guarantees to facilitate semiconductor supply chain relocation.
 - US reduced tariffs on most Taiwanese goods from 20% to 15%, eliminated tariffs on generic pharmaceuticals, aircraft components, and certain natural resources, and provided preferential treatment for chips imported from Taiwanese-owned US facilities.
- **Our View:** Positive for Semiconductor Industry and fab from Taiwan like **TSM**.
- Japan PM Takaichi dissolves parliament for Feb 8 election
 - The dissolution of the Japanese House of Representatives by Prime Minister Sanae Takaichi for a snap election on February 8, 2026, may impact both the Japanese financial market and affect global stock market.
- **Our View:** Monitor the election results on 8th Feb 2026. A solid victory may be a bullish factor for the Japan Stock Market due to her aggressive fiscal stimulus and may continue to have a weaker yen.
 - But watch out for signs of opposition gaining more seats as this may affect the strength of Yen and cause the "Carry Trade" concerns.

FAVORABLE TRADING STYLES/STRATEGIES

- ✓ Do not over focus in a single industry or highly correlated industries, rather on sectors & industries favored by the current Macro factors or Sector Rotation.
 - ✓ Example: **GDX/GLD, SLV, SHLD, XLB, XLI, XLP, XLV, XLY, JETS & IBB** other than tech stocks.
 - ✓ **Those who learned options may apply Bull Call Spread strategy to trade and manage risk for small caps, emerging stocks or Biotech related stocks.**
- ✓ **Intraday Trading -**
 - ✓ No overnight risks over high volatility period and geopolitical uncertainties.
- ✓ **Swing Trading -**
 - ✓ Be selective & only focus near strong support level.
 - ✓ Can look for relative stronger stocks outside Tech. (E.g. **COST, WMT, EL, JNJ, CAT**)
- ✓ **Trend traders -**
 - ✓ Be selective & only focus near strong support level.
 - ✓ Can prioritize stocks/industries with higher relative strength. (see pg.12) (E.g. **XLB, XLI, XLV, XLP, XLE**)
 - ✓ Can prioritize stocks/industries showing signs of early trend reversal or trend continuation. (see pg.12) (E.g. **COST, WMT, CAT, MRK**)
- ✓ **Growth Investing -**
 - ✓ Market currently recovers after rebounding off weekly EMA20 few weeks back.
 - ✓ Patiently wait near a strong weekly support level or horizontal support.
 - ✓ **May monitor main and second watchlist** when they meet the process map criteria. There are plenty of mega-cap tech stocks still near investment levels.
 - ✓ May focus on Megatrend related stocks when market pullback further.
 - ✓ If you have Company Insights knowledge, you may also study & identify the stocks least affected by Tariffs or the Tech War.
 - ✓ **Those who know options may apply options strategy to limit risk.**

Factors affecting the stock market

POSITIVE (+) FACTORS

Date	Country	Indicator	Actual	Forecast	Difference	Previous
22/1	US	Final GDP q/q	4.4%	4.3%	0.1%	4.3%

NEUTRAL (~) FACTORS

Date	Country	Indicator	Actual	Forecast	Difference	Previous
22/1	US	Core PCE Price Index m/m	0.2%	0.2%	0%	0.2%
22/1	US	Core PCE Price Index y/y	2.8%	2.8%	0%	2.7%
23/1	JP	BOJ Policy Rate	<0.75%	<0.75%	0%	<0.75%

NEGATIVE (-) FACTORS

Date	Country	Indicator	Actual	Forecast	Difference	Previous
22/1	US	Unemployment Claims *Good for the economy but may cause the Fed to delay rate cuts	200K	209K	-9K	199K

HIGH IMPACT EVENTS

(Upcoming 2 WEEKS)

Fri Jan 23	▶ Tentative	JPY	🚩	BOJ Press Conference	🔔	📁			
	4:15pm	EUR	📁	French Flash Manufacturing PMI	🔔	📁	50.4	50.7	📊
		EUR	📁	French Flash Services PMI	🔔	📁	50.3	50.1	📊
	4:30pm	EUR	🚩	German Flash Manufacturing PMI	🔔	📁	47.8	47.0	📊
		EUR	🚩	German Flash Services PMI	🔔	📁	52.6	52.7	📊
	Day 5	All	📁	WEF Annual Meetings		📁			
	6:00pm	EUR	📁	ECB President Lagarde Speaks	🔔	📁			
Mon Jan 26	10:45pm	USD	🚩	Flash Manufacturing PMI	🔔	📁	51.9	51.8	
		USD	🚩	Flash Services PMI	🔔	📁	52.9	52.5	📊
	11:00pm	USD	📁	Revised UoM Consumer Sentiment	🔔	📁	54.0	54.0	📊
	5:00pm	EUR	📁	German ifo Business Climate	🔔	📁		87.6	📊
	9:30pm	USD	📁	Core Durable Goods Orders m/m	🔔	📁		0.2%	📊
Tue Jan 27		USD	📁	Durable Goods Orders m/m	🔔	📁		-2.2%	📊
	Tentative	USD	📁	President Trump Speaks	🔔	📁			
	11:00pm	USD	📁	CB Consumer Confidence		📁		89.1	
Thu Jan 29		USD	📁	Richmond Manufacturing Index	🔔	📁		-7	📊
	3:00am	USD	🚩	Federal Funds Rate	🔔	📁	3.75%	3.75%	📊
		USD	🚩	FOMC Statement	🔔	📁			
	3:30am	USD	🚩	FOMC Press Conference	🔔	📁			
Fri Jan 30	9:30pm	USD	🚩	Unemployment Claims	🔔	📁		200K	📊
	7:30am	JPY	📁	Tokyo Core CPI y/y	🔔	📁		2.3%	📊
	All Day	EUR	📁	German Prelim CPI m/m	🔔	📁		0.0%	📊
	5:00pm	EUR	📁	German Prelim GDP q/q	🔔	📁		0.0%	📊
	9:30pm	USD	🚩	Core PPI m/m	🔔	📁		0.0%	📊
Sat Jan 31		USD	🚩	PPI m/m	🔔	📁		0.2%	📊
	9:30am	CNY	📁	Manufacturing PMI	🔔	📁		50.1	📊
Mon Feb 2	All Day	All	📁	OPEC-JMMC Meetings		📁			
	11:00pm	USD	🚩	ISM Manufacturing PMI	🔔	📁			📊
Tue Feb 3		USD	📁	ISM Manufacturing Prices	🔔	📁			📊
	11:00pm	USD	🚩	JOLTS Job Openings	🔔	📁			📊
Wed Feb 4	6:00pm	EUR	📁	Core CPI Flash Estimate y/y	🔔	📁			📊
		EUR	📁	CPI Flash Estimate y/y	🔔	📁			📊
	9:15pm	USD	🚩	ADP Non-Farm Employment Change	🔔	📁			📊
	11:00pm	USD	🚩	ISM Services PMI	🔔	📁			📊
Thu Feb 5	9:15pm	EUR	🚩	Main Refinancing Rate	🔔	📁			📊
		EUR	🚩	Monetary Policy Statement	🔔	📁			📊
	9:30pm	USD	🚩	Unemployment Claims	🔔	📁			📊
Fri Feb 6	9:45pm	EUR	🚩	ECB Press Conference	🔔	📁			📊
	9:30pm	USD	🚩	Average Hourly Earnings m/m	🔔	📁			📊
		USD	🚩	Non-Farm Employment Change	🔔	📁			📊
		USD	🚩	Unemployment Rate	🔔	📁			📊
	11:00pm	USD	🚩	Prelim UoM Consumer Sentiment	🔔	📁			📊
	USD	🚩	Prelim UoM Inflation Expectations	🔔	📁			📊	

UPCOMING EARNINGS

(Upcoming 2 WEEKS)

For BI Watchlist Stocks Only

Financial Instrument	Company Name Key	Upcoming Earnings Account
META NASDAQ.NMS	META PLATFORMS INC-CLASS A	01/28/2026 After Market EST
MSFT NASDAQ.NMS	MICROSOFT CORP	01/28/2026 After Market EST
NOW NYSE	SERVICENOW INC	01/28/2026 After Market EST
MA NYSE	MASTERCARD INC - A	01/29/2026 09:00 AM EST
RCL NYSE	ROYAL CARIBBEAN CRUISES LTD	01/29/2026 Before Market EST
AAPL NASDAQ.NMS	APPLE INC	01/29/2026 After Market EST
V NYSE	VISA INC-CLASS A SHARES	01/29/2026 After Market EST
WDC NASDAQ.NMS	WESTERN DIGITAL CORP	01/29/2026 After Market EST
AMD NASDAQ.NMS	ADVANCED MICRO DEVICES	02/03/2026 After Market EST
GOOGL NASDAQ.NMS	ALPHABET INC-CL A	02/04/2026 After Market EST
AMZN NASDAQ.NMS	AMAZON.COM INC	02/05/2026 After Market EST

Upcoming Earnings that may move the market/industry:

- 27 Jan: **UNH** (8:00am EST), **UPS** (8:30am EST); **TXN** (AMC)
- 28 Jan: **ASML** (9:00am EST); **IBM**, **TSLA** (AMC)
- 3 Feb: **PYPL** (8:00am EST)
- 4 Feb: **LLY** (BMO); **QCOM**, **ARM** (AMC)

Upcoming Analyst Meetings/Events:

Upcoming Stock Splits:

ASSET ROTATION (AS OF 22-JAN'26 CLOSING)

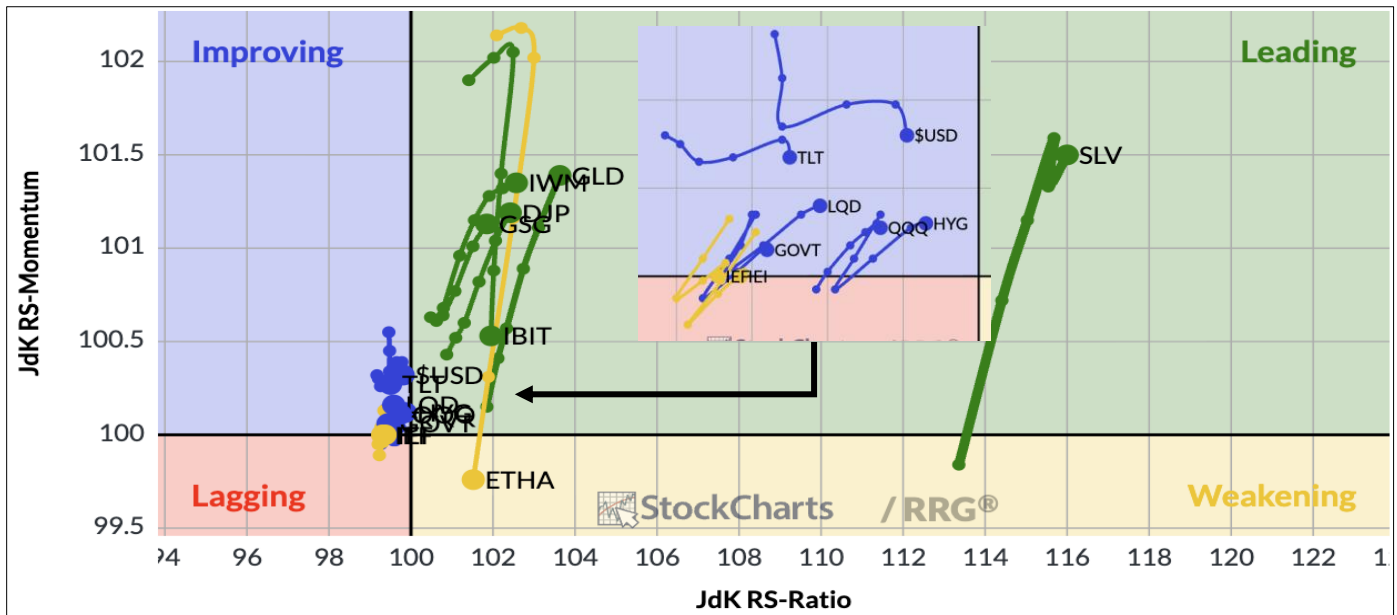


Chart courtesy of [StockCharts.com](https://www.stockcharts.com)



Commodities like **GLD** and **SLV** continue to lead. **GLD** remains particularly strong, driven by robust central bank demand and geopolitical uncertainty.

In equities, sector rotation into defensive sectors indicates a “Cautious” mode.

ETHA & **IBIT** weaker also indicates the funds are selling of risk assets and move into defensive assets like **GLD**.

CHART	VISIBLE	TAIL	SYMBOL	NAME	SECTOR	INDUSTRY	PRICE	% CHG	📈
📈	✓	■	GLD	SPDR Gold Shares			\$451.79	■	+6.07%
📈	✓	■	SLV	iShares Silver Trust			\$87.13	■	+3.04%
📈	✓	■	DJP	iPath Bloomberg Commodity Index Total Return ETN			\$40.80	■	+2.93%
📈	✓	■	IWM	iShares Russell 2000 ETF			\$269.79	■	+2.51%
📈	✓	■	GSG	iShares S&P GSCI Commodity-Indexed Trust			\$24.27	■	+1.04%
📈	✓		QQQ	Invesco QQQ Trust			\$620.76		+0.20%
📈	✓		HYG	iShares iBoxx \$ High Yield Corporate Bond ETF			\$81.18		+0.17%
📈			SPY	SPDR S&P 500 ETF			\$688.98		-0.20%
📈	✓		LQD	iShares iBoxx \$ Investment Grade Corporate Bond ETF			\$110.77		-0.23%
📈	✓		GOVT	iShares Core US Treasury Bond ETF			\$23.00		-0.39%
📈	✓		IEI	iShares 3-7 Year Treasury Bond ETF			\$118.99		-0.44%
📈	✓		TLT	iShares 20+ Year Treasury Bond ETF			\$87.69		-0.72%
📈	✓		IEF	iShares 7-10 Year Treasury Bond ETF			\$95.79		-0.74%
📈	✓		\$USD	US Dollar - Cash Settle			\$98.27		-0.87%
📈	✓	■	IBIT	iShares Bitcoin Trust Beneficial Interest			\$50.67	■	-8.60%
📈	✓	■	ETHA	iShares Ethereum Trust ETF			\$22.17	■	-13.36%

SECTOR ROTATION (AS OF 22-JAN'26 CLOSING)

RRG - Daily



Favorable sectors/themes with the current market: **Need to verify with the latest charts because the market is dynamic

Sector/Theme	Tickers	Comments
Stronger Sector for the week	KRE, KBE, SMH, IBB, IWM	
Memory	WDC, STX, MU	Benefits from data explosion, memory shortage
Materials	GDV, GLD, SLV, SIL, COPX, SLX, URA, LIT, BATT, SCCO, REMX	High demand in materials, shortage for Copper & Silver.
Staples	WMT, CMG, COST	Consumer staples & Retails shown sign of recovery
Retails	TJX, ROST, EL, ULTA, DG, DLTR, FIVE	due to rate cut cycle.
Defence	SHLD, RTX, LMT, BA	Geopolitical Uncertainties Worldwide
Industrials	POWL, CAT, PWR	Power Infra boom & mining boom
Search and Advertisement	GOOGL	Gemini 3 gaining traction in AI race
Brokers & Banks	IBKR, SCHW, MS, GS	
Semiconductor	AVGO, AMD, CDNS, SNPS	Note that there are Open AI related bubble concerns in the market. May consider to limit exposure in high valuation AI stocks.
Cloud/Networking/Software	ANET, PLTR, CSCO	
Small-Cap ETF	IWM	Small caps benefit from rate cuts.
Healthcare & Biotech	XLV, LLY, IBB, ADMA, JNJ	
Housing	LEN, DHI, KBH, XLRE, HD, LOW, PHM	Sign of recovery after Mortgage Bond Purchase Order by Trump
China	KWEB, FUTU, BABA, BIDU, BILI	Recovering due to weaker USD
IT Consulting	ACN	Early Trend Reversal

Sector/themes that have temporary issues or concerns but are worth looking for the trend to turn around or gain momentum: ** Need to verify with the latest charts because the market is dynamic, may apply Put options or Debit spread strategy on lower high.

Sector/Theme	Tickers	Comments
Cybersecurity	FTNT, CRWD, CIBR, PANW, ZS	Uncertain due to AI competition & Geopolitical concerns.
Advertising related	NFLX	Weaker after the WBD acquisition news.
Financials	HOOD, COIN	HOOD & COIN still weak despite IBIT recovery.
AI Utilities	NRG, CEG, VST, VRT	Despite AI demand, limited by regulation on utilities pricing and high capital spending.
Cruise/Airlines Recovery	RCL, CCL, JETS	Sensitive to oil price spike.
Financials / Fintech	MA, V, AFRM	Negatively affected by the Credit Crackdown.
Tech Software	ADBE, CRM, INTU	Weak due to intense competition in AI.
MAGNIFICENT-7	AAPL, AMZN, MSFT, NVDA, META	Big funds reducing exposure to Mag-7 stocks.

Disclaimer: The listing of a stock/company on this page does not amount to a recommendation by the Company that you purchase this stock/company. Your investment analysis, and ultimately your decision to purchase any stock/company, whether on this page or otherwise, must at all times be based on your review of the relevant economic and price data on the stock/company.

STOCKS Relative Strength

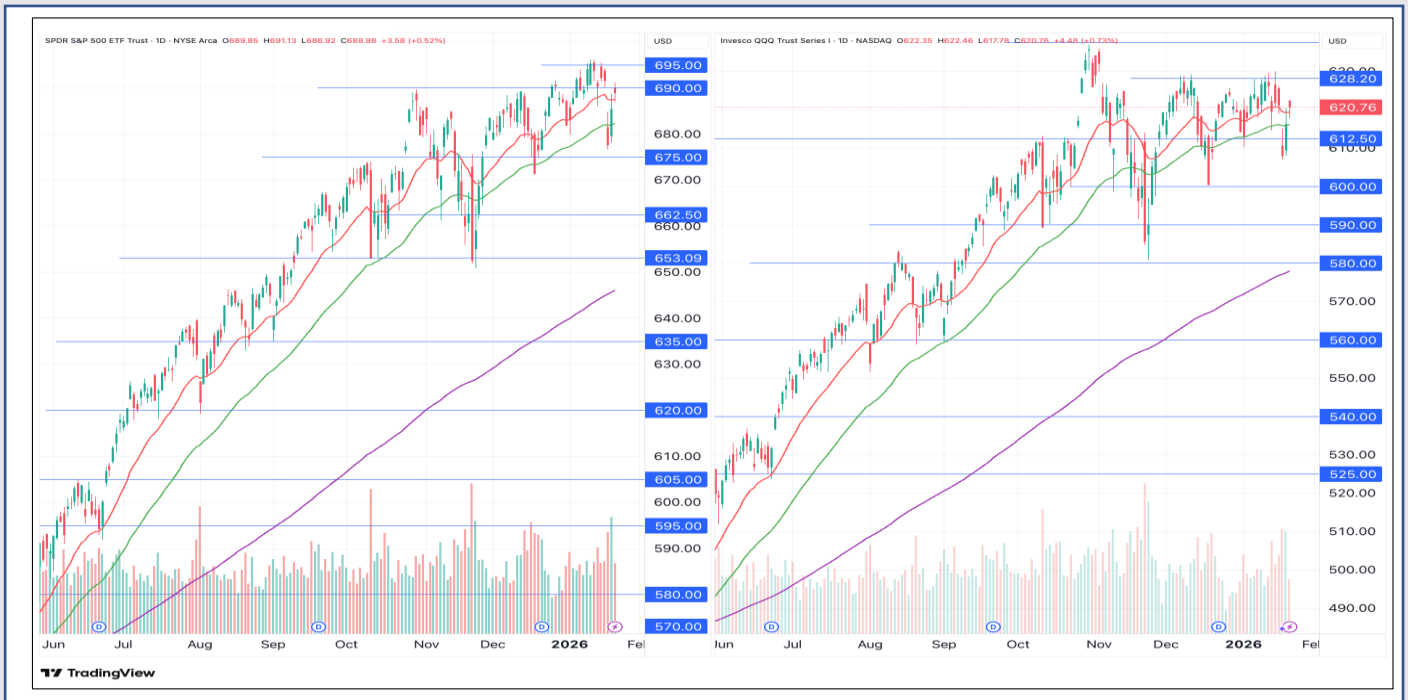
WATCHLISTS 1 & 2 (AS OF 22-JAN'26 CLOSING)



CHART	VISIBLE	TAIL	SYMBOL	NAME	SECTOR	INDUSTRY	PRICE	% CHG	IF
#	<input checked="" type="checkbox"/>	█	MU	Micron Technology, Inc.	Technology	Semiconductors	\$397.58	+19.27%	
#	<input checked="" type="checkbox"/>	█	AMD	Advanced Micro Devices, Inc.	Technology	Semiconductors	\$253.73	+13.47%	
#	<input checked="" type="checkbox"/>	█	WDC	Western Digital Corp.	Technology	Computer Hardware	\$243.29	+13.16%	
#	<input checked="" type="checkbox"/>	█	ANET	Arista Networks, Inc.	Technology	Telecom Equipment	\$138.41	+10.65%	
#	<input checked="" type="checkbox"/>	█	IBKR	Interactive Brokers Group, Inc.	Financial	Investment Services	\$77.21	+8.21%	
#	<input checked="" type="checkbox"/>	█	META	Meta Platforms, Inc.	Communication Services	Internet	\$647.63	+5.22%	
#	<input checked="" type="checkbox"/>	█	COST	Costco Wholesale Corp.	Consumer Staples	General Retailers	\$976.17	+2.65%	
#	<input checked="" type="checkbox"/>	█	RCL	Royal Caribbean Cruises	Consumer Discretionary	Recreational Services	\$285.55	+2.23%	
#	<input checked="" type="checkbox"/>	█	CDNS	Cadence Design Systems, Inc.	Technology	Software	\$317.09	+1.25%	
#	<input checked="" type="checkbox"/>	█	NVDA	NVIDIA Corp.	Technology	Semiconductors	\$184.84	+0.93%	
#	<input checked="" type="checkbox"/>	█	TSM	Taiwan Semiconductor Mfg	Technology	Semiconductors	\$327.37	+0.08%	
#			SPY	SPDR S&P 500 ETF			\$688.98	-0.20%	
#	<input checked="" type="checkbox"/>	█	V	Visa Inc.	Financial	Consumer Finance	\$326.36	-0.85%	
#	<input checked="" type="checkbox"/>	█	SPGI	S&P Global Inc.	Financial	Specialty Finance	\$539.80	-0.95%	
#	<input checked="" type="checkbox"/>	█	AMZN	Amazon.com, Inc.	Consumer Discretionary	Broadline Retailers	\$234.34	-0.98%	
#	<input checked="" type="checkbox"/>	█	TJX	TJX Cos., Inc.	Consumer Discretionary	Apparel Retailers	\$153.42	-1.10%	
#	<input checked="" type="checkbox"/>	█	HWM	Howmet Aerospace Inc.	Industrial	Diversified Industrials	\$217.70	-1.16%	
#	<input checked="" type="checkbox"/>	█	GOOGL	Alphabet Inc.	Communication Services	Internet	\$330.54	-1.58%	
#	<input checked="" type="checkbox"/>	█	MSFT	Microsoft Corp.	Technology	Software	\$451.14	-1.79%	
#	<input checked="" type="checkbox"/>	█	MA	Mastercard	Financial	Consumer Finance	\$532.86	-2.55%	
#	<input checked="" type="checkbox"/>	█	AVGO	Broadcom Inc.	Technology	Semiconductors	\$325.49	-4.24%	
#	<input checked="" type="checkbox"/>	█	AAPL	Apple, Inc.	Technology	Computer Hardware	\$248.35	-4.47%	
#	<input checked="" type="checkbox"/>	█	NOW	ServiceNow, Inc.	Technology	Software	\$128.56	-4.49%	
#	<input checked="" type="checkbox"/>	█	NFLX	Netflix, Inc.	Communication Services	Internet	\$83.54	-5.66%	

INDEX – SPY vs QQQ

(AS OF 22-JAN'26 CLOSING)



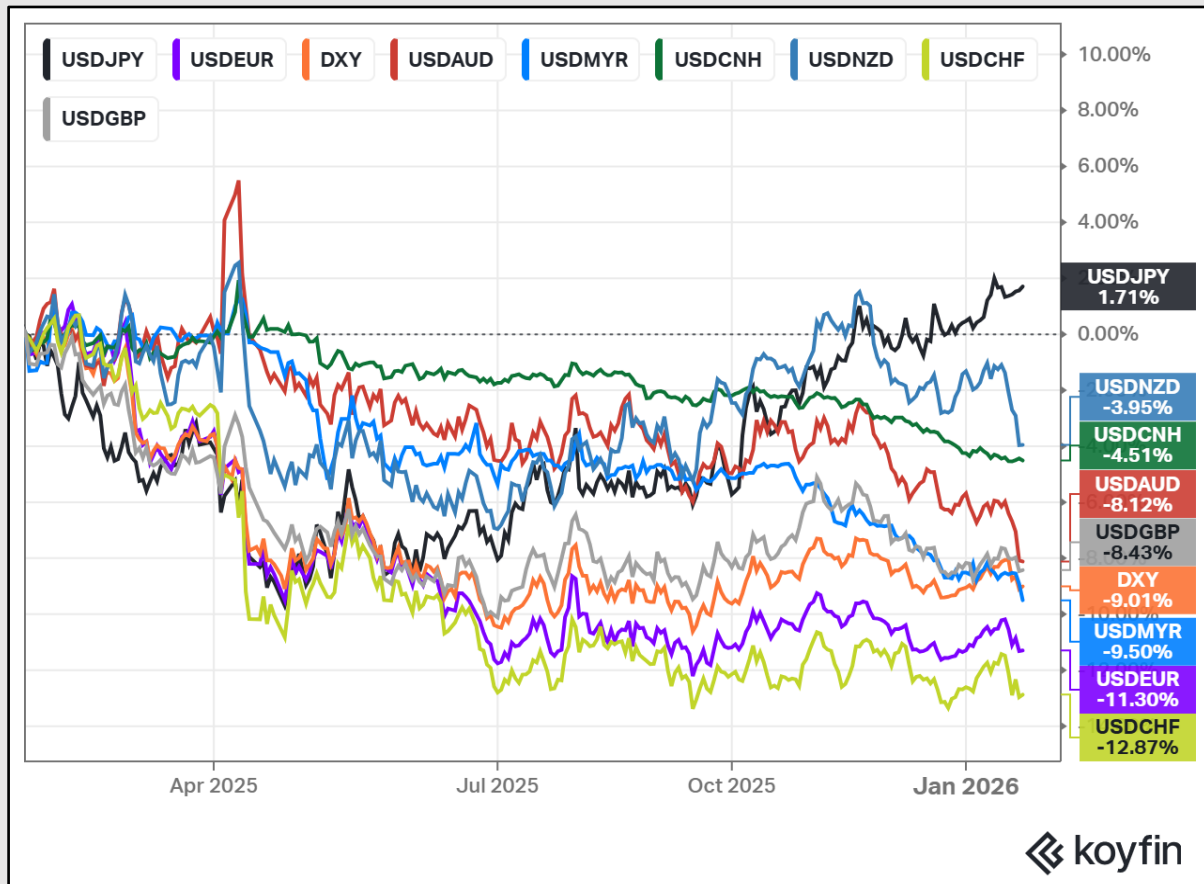
Ticker	Last Price	Price Chg % (1D)	Price Chg % (1W)
• XLE	48.91	0.33%	2.73%
• SMH	402.82	0.22%	1.62%
• IWM	269.79	0.75%	1.61%
• XLB	49.52	0.57%	1.14%
• XLV	158.29	0.02%	0.85%
• FINX	29.03	1.47%	0.07%
• XLC	116.25	1.41%	0.03%
• XLY	122.62	1.00%	-0.07%
• XLP	82.27	-0.21%	-0.12%
• QQQ	620.76	0.73%	-0.16%
• XLI	165.50	-0.52%	-0.17%
• MAGS	64.93	2.03%	-0.25%
• XLK	144.88	0.74%	-0.40%
• SPY	688.98	0.52%	-0.47%
• JETS	28.88	-0.24%	-0.59%
• XLF	53.81	0.65%	-1.03%
• XRT	89.68	-0.79%	-1.32%
• XLRE	41.14	-0.99%	-1.34%
• KWEB	35.89	0.87%	-1.35%
• XHB	113.60	-1.08%	-1.60%
• CIBR	70.65	0.83%	-2.02%
• XLU	42.71	-0.72%	-2.06%
• IGV	96.94	1.61%	-2.85%

QQQ & SPY range bound consolidation after recent volatility, rebounding off daily EMA50.

Cautious: Rotation into Defensive Sectors indicates broad market in a “Cautious” mode. See page 1 for details and page 3 for actionable items.

USD AGAINST OTHER CURRENCIES

(AS OF 22-JAN'26 CLOSING)



The **DXY** weakened due to the “Greenland Tension”, but likely to range bound between \$96 - \$100.

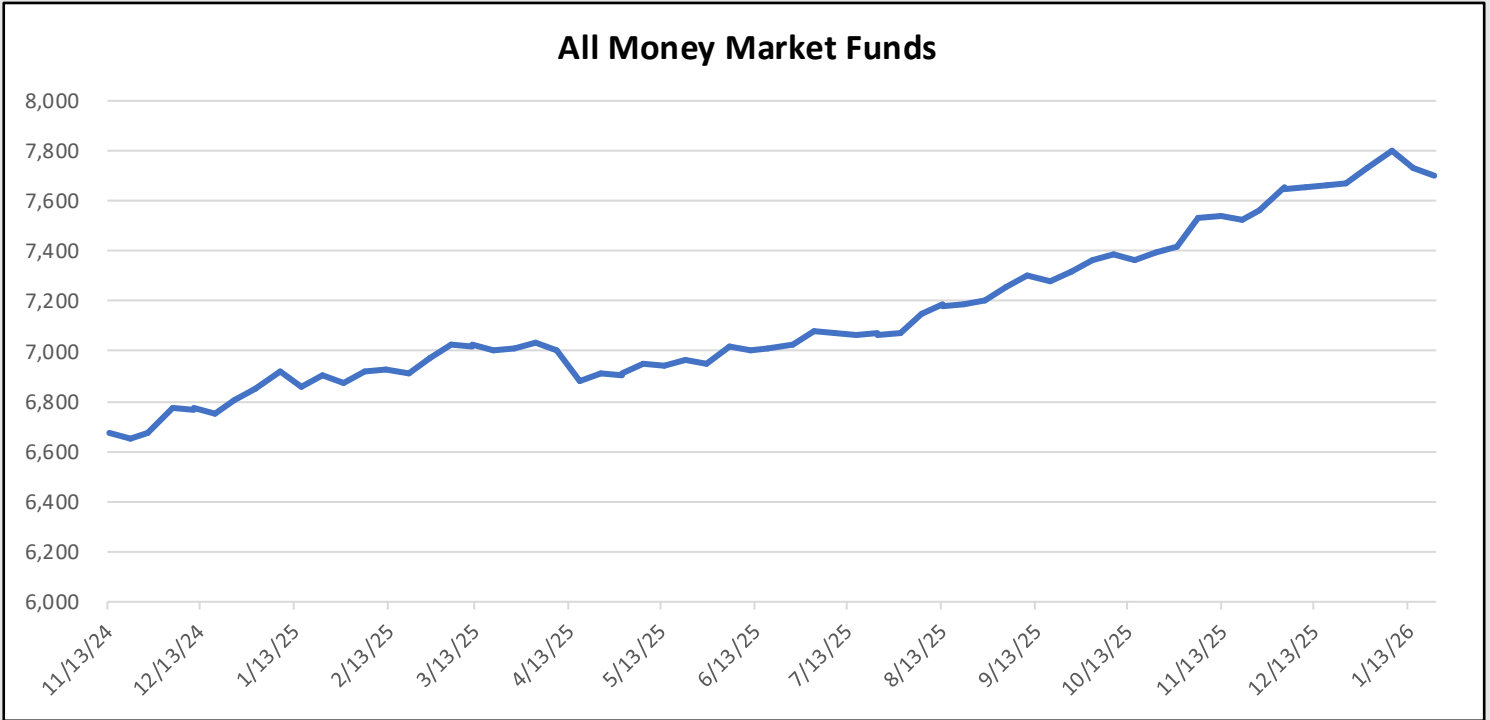
GLD/GDX/SLV may hedge the USD depreciation. Alternatively, high-profitability and growth stocks (According to the criteria in the GIX process map) may outperform the dollar depreciation. China restrict Silver export due to supply shortage which cause Silver to be Bullish.

Note:

- 1) **IBIT & ETHA** trend reversal failed.
- 2) The **USD** continues to strengthen against the **JPY** despite BoJ rate hike, which is a good sign that a massive carry trade unwind is unlikely for now.

MONEY MARKET FUNDS

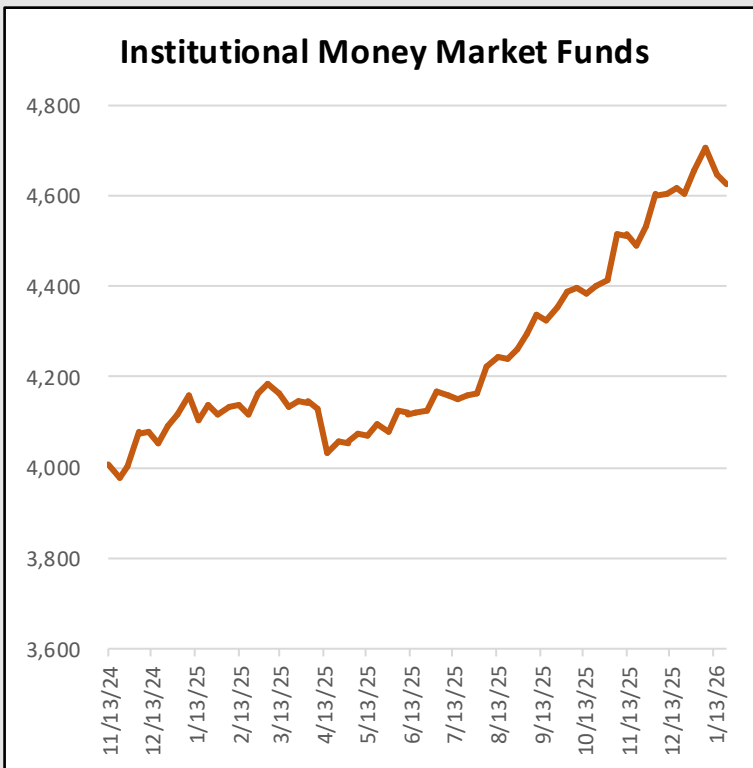
All Money Market Funds



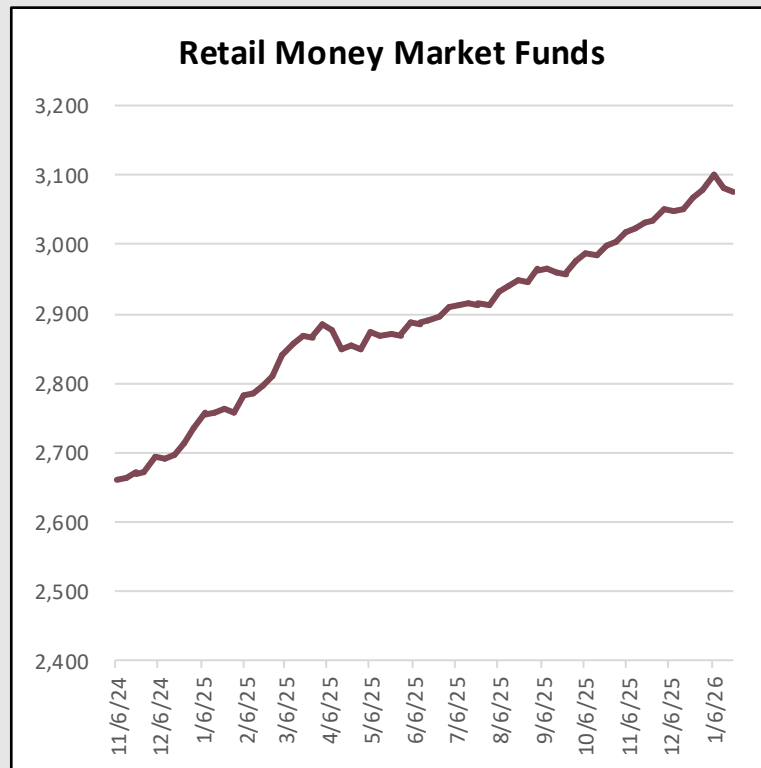
Weekly total net assets in billions USD

With the money market going up, it could be a sign of funds holding cash.

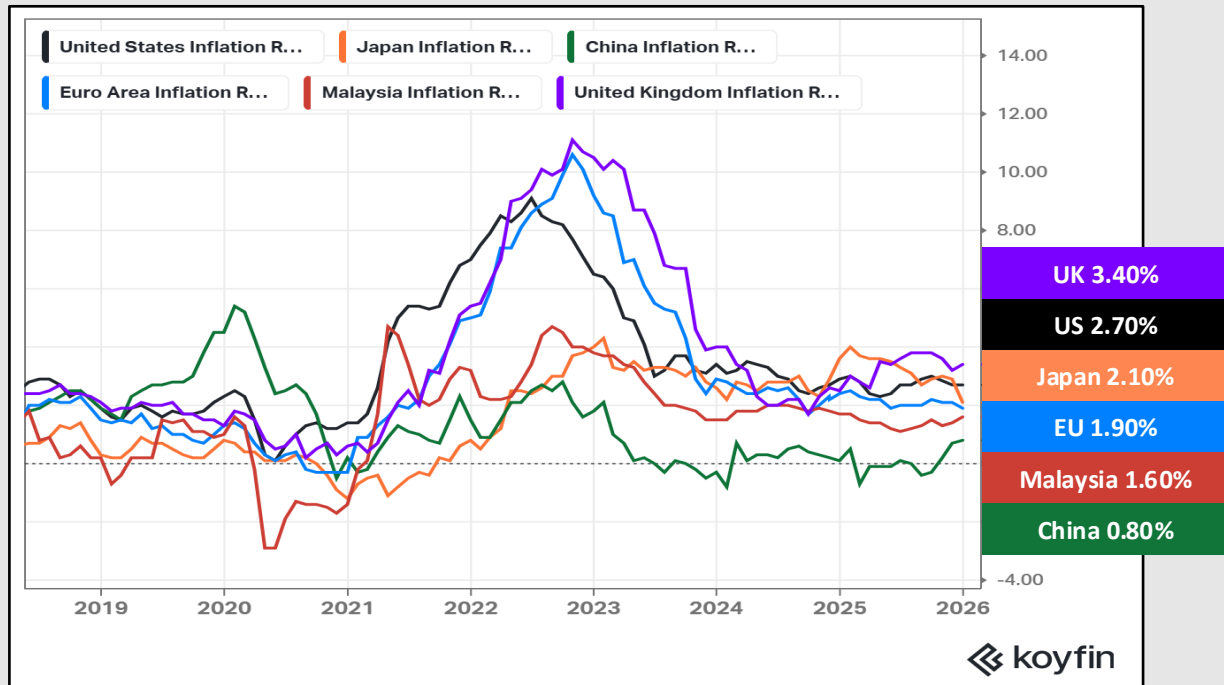
Institutional Money Market Funds



Retail Money Market Funds

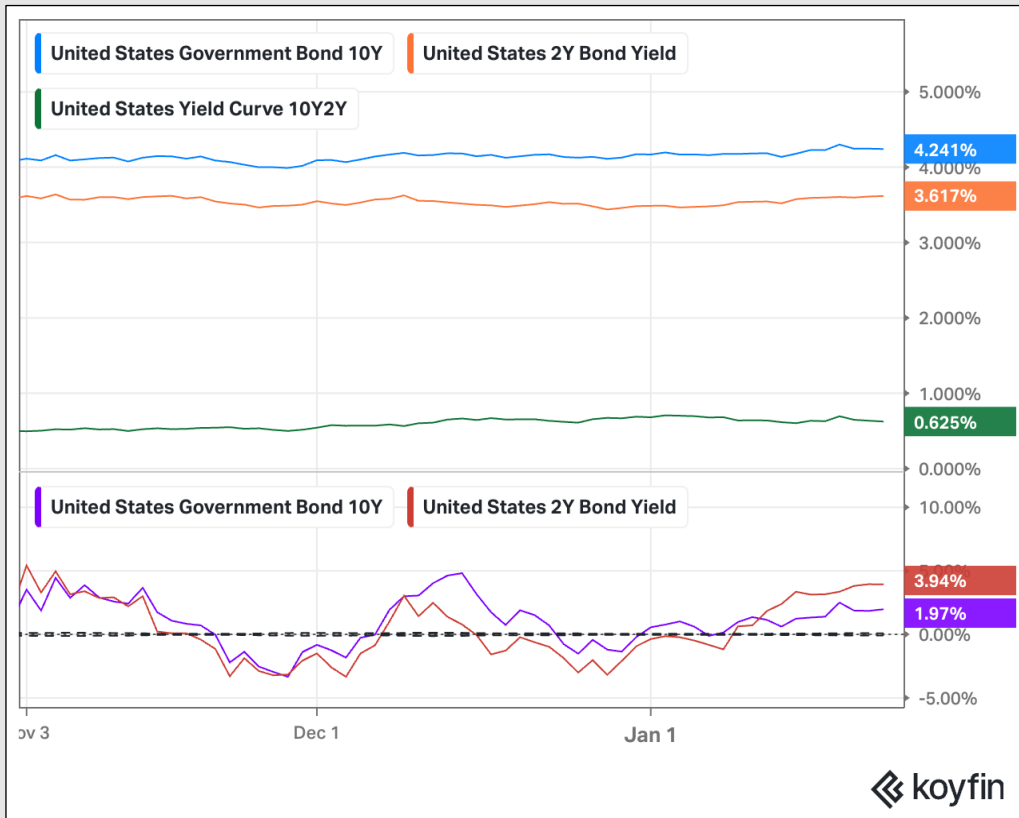


INFLATION STATUS



COUNTRY	STATUS
US	CAUTIOUS
UK	CAUTIOUS
EU	HEALTHY
JAPAN	CAUTIOUS
CHINA	CAUTIOUS

US BOND

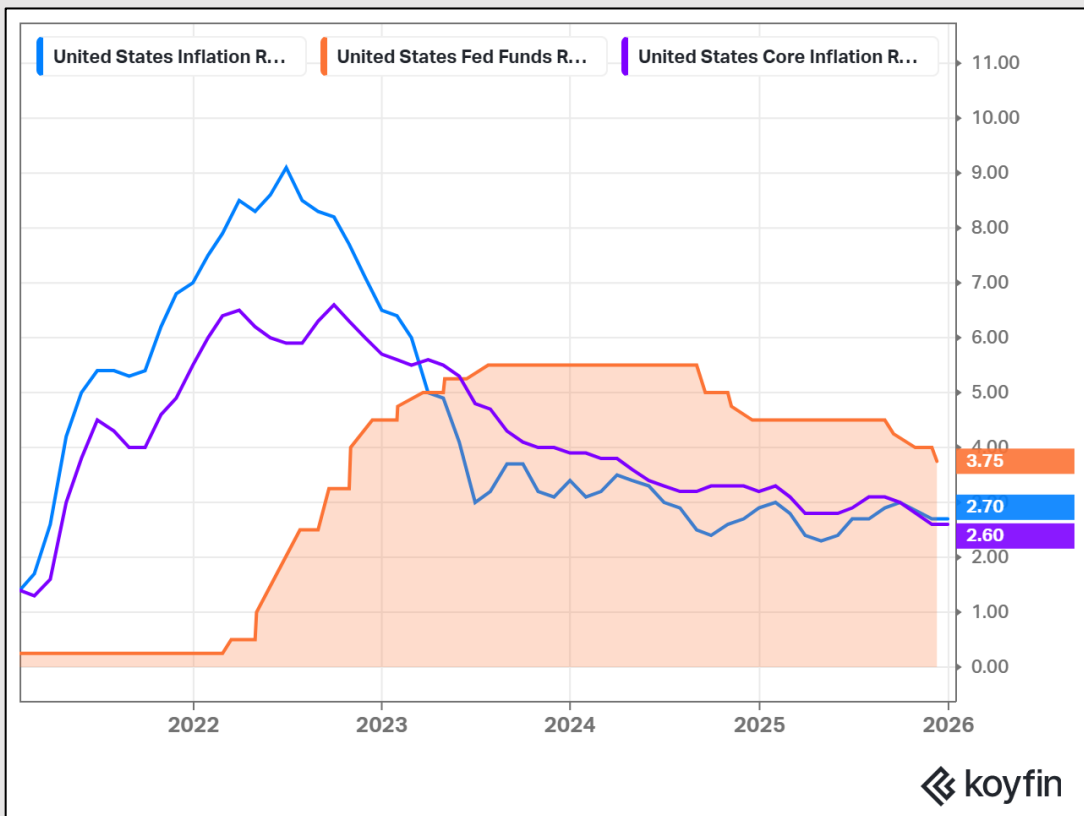


US10Y	Warning
US02Y	Cautious
YIELD CURVE	Healthy

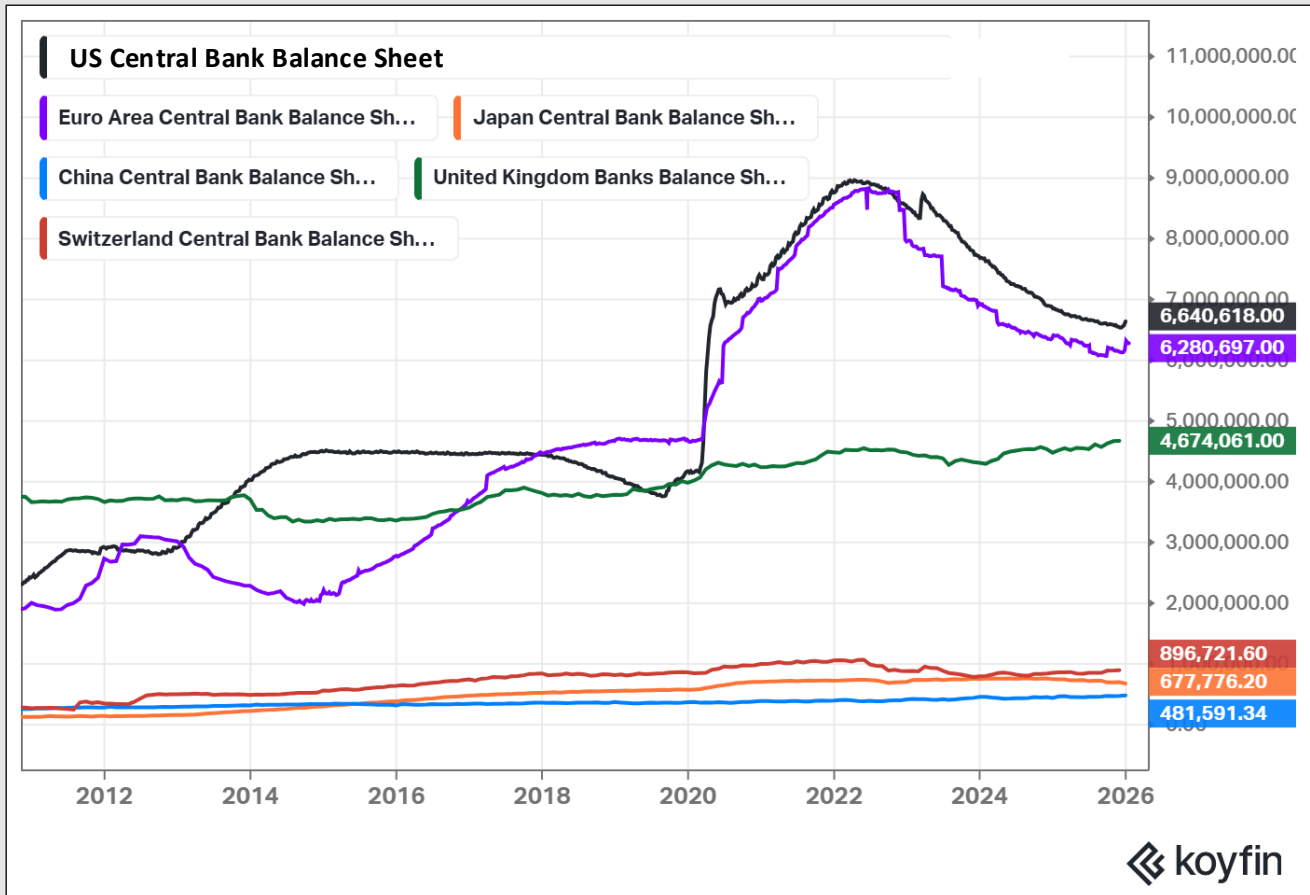
- US10Y spike may cause higher borrowing cost, typically not good for stock market.
- **US10Y-US02Y.**
The yield curve remain normal.

FEDS FUNDS RATE

Current Interest Rate: **3.75%**



MAJOR CENTRAL BANK'S BALANCE SHEET



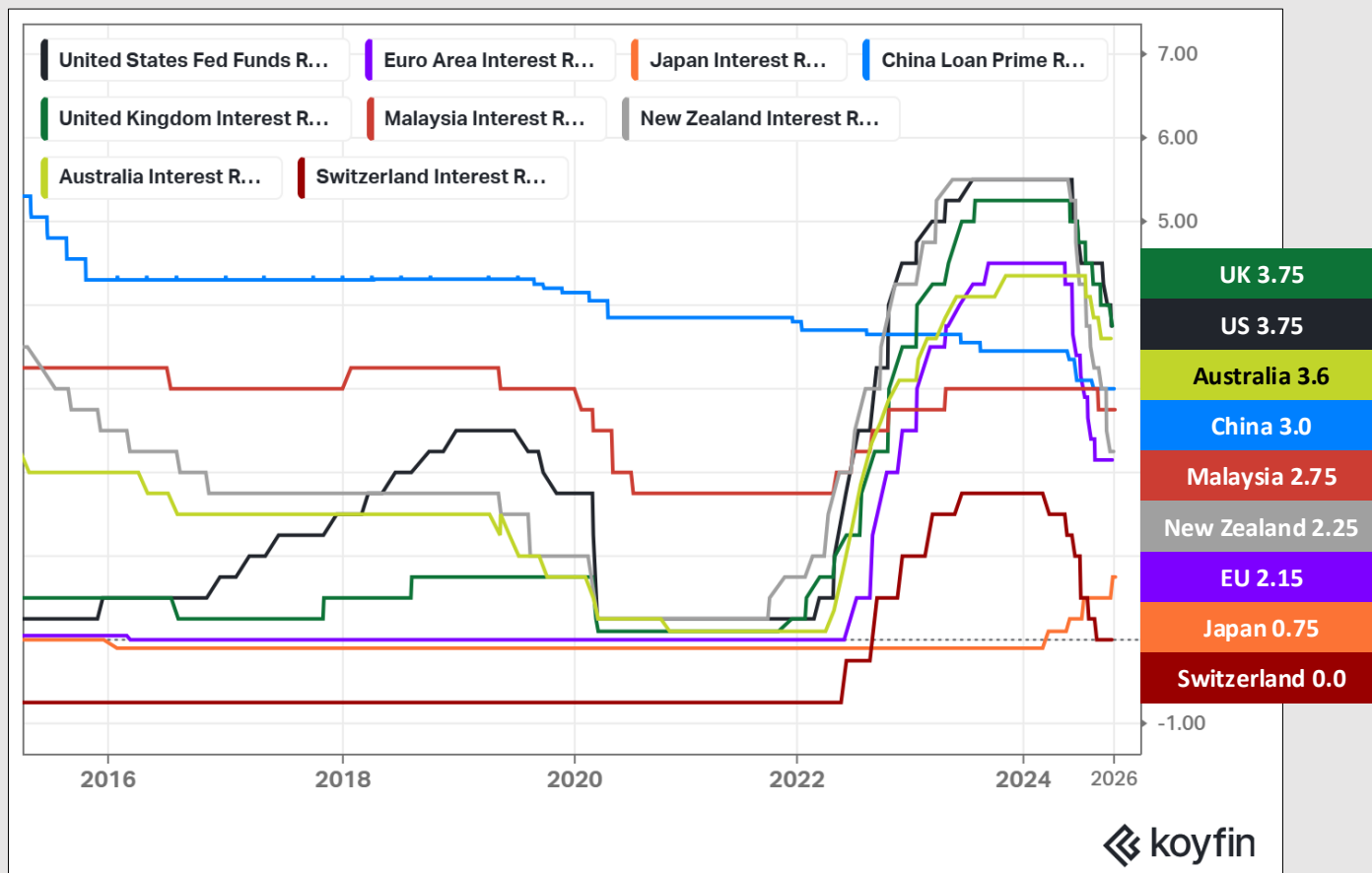
Note:

Central Bank's balance sheet in layman's terms is equivalent to the Money supply.

When going up, indicates an increase in the money supply.

When going down, indicates a decrease in the money supply.

MAJOR CENTRAL BANK INTEREST RATES



Note:

For China's interest rate chart above is the 1yr Loan Prime Rate movement.

RATE OUR SERVICE



Click [HERE](#) to tell us whether you benefited from this newsletter and what else we can improve.

Or

Go to <https://beyondinsights.info/biminews1>

BEYOND INSIGHTS
INVESTMENT AND TRADING EDUCATION

MACRO INSIGHTS ESSENTIALS

a Quick-Start, Cost-Effective Macro Program

28 Feb 2026
9:30am - 7:00pm, GMT+8

[CLICK HERE TO FIND OUT MORE](#)

IMPORTANT NOTICE AND DISCLAIMERS

Beyond Insights Sdn. Bhd. (Beyond Insights) is in the business of providing education in the subject of stock market investing and trading, with the objective of helping clients to make financial decisions on their own. Beyond Insights is NOT a licensed investment advisor.

The services, information and data made available on this software including facts, views, advice, analysis, opinions of individuals and organisations are for educational purposes only. It is NOT intended as investment advice and must NOT be relied upon as such, Beyond Insights and its third-party information providers are not giving or purporting to give or representing or holding ourselves out as giving personalised financial, investment, tax, legal and other professional advice.

Furthermore, they are not recommendations to take any action or position regarding a particular class, sector, or instrument in relation to securities or derivatives within the meaning of the guidelines dated 30th December 2020 issued by Securities Commission of Malaysia entitled "Guidance Note on Provision of Investment Advice" and you agree not to rely on them to make or enter into trades. Beyond Insights assumes no liability or damage resulting from or arising out of the facts, views, advice, analysis, opinions and recommendations expressed, nor does the inclusion of a link to other web site(s) or resources imply any form of endorsement by Beyond Insights.

You must always seek the relevant professional advice before making any financial, legal or commercial decisions.